



**Tamil School Programme
2009
Report No.2
(July-August 2009)**

BUDGET SUMMARY

	PROGRAMMES	APPROVED	COLLECTED	OUTSTANDING
	CHILD			
1	Preschool Programme	538,488	200,643	337,845
2	Slow Learner Project (SLP)	101,520	37,827	63,693
3	Reading & Writing (RAW)	55,300	20,605	34,695
4	Comp. Integrated Tamil School Prog	109,836	40,925	68,911
	TOTAL	805,144	300,000	505,144
	EWRP			
1	English for Juniors	109,986	46,051	63,935
2	Elanthair	161,871	67,774	94,097
3	Tamil School Survey	86,400	36,175	50,225
	TOTAL	358,257	150,000	208,257
	TAMIL FOUNDATION			
1	Young Nature Campers (YNC)	64,800	24,435	40,365
2	Parents Assuring Students Success	90,180	33,975	56,205
3	Total Immersion Camp (TIC)	270,000	101,590	168,410
	TOTAL	424,980	160,000	264,980

CASH FLOW STATEMENT AS AT 30.09.2009

	PROGRAMMES	COLLECTED	UTILIZED	BALANCE
	CHILD			
1	Preschool Programme	200,643	2,215	198,428
2	Slow Learner Project (SLP)	37,827	39,467	-1640
3	Reading & Writing (RAW)	20,605	38,312	-17707
4	Comp. Integrated Tamil School Prog	40,925	45,300	-4375
	TOTAL	300,000	125,294	174,706
	EWRF			
1	English for Juniors	46,051	36,617	9,434
2	Elanthair	67,774	60,450	7,324
3	Tamil School Survey	36,175	25,000	11,175
	TOTAL	150,000	122,067	27,933
	TAMIL FOUNDATION			
1	Young Nature Campers (YNC)	24,435	22983	1,452
2	Parents Assuring Students Success	33,975	49210	-15,235
3	Total Immersion Camp (TIC)	101,590	32905	68,685
	TOTAL	160,000	105,098	54,902

CONTENTS

CHILD		
1	PRE SCHOOL PROGRAMME	6
1.1	Project Brief	7
1.2	Organizational Structure	8
1.3	School & Participants	9
1.4	Programme Schedule	10
1.5	Budget Analysis	11
2	SLOW LEARNER PROGRAMME (SLP)	12
2.1	Project Brief	13
2.2	Organizational Structure	15
2.3	School & Participants	16
2.4	Programme Schedule	17
2.5	Budget Analysis	18
3	READING & WRITING (RAW)	19
3.1	Project Brief	20
3.2	Organizational Structure	22
3.3	School & Participants	23
3.4	Programme Schedule	24
3.5	Budget Analysis	25
4	COMPREHENSIVE INTERGRATED TAMIL SCHOOL PROGRAMME(CITS)	26
4.1	Project Brief	27
4.2	Organizational Structure	29
4.3	School & Participants	30
4.4	Programme Schedule	31
4.5	Budget Analysis	32
EWRF		
5	ENGLISH FOR JUNIORS (E4J)	34
5.1	Project Brief	35
5.2	Organizational Structure	37
5.3	School & Participants	38
5.4	Programme Schedule	39

5.5	Budget Analysis	40
6	ELANTALIR	42
6.1	Project Brief	43
6.2	Organizational Structure	45
6.3	School & Participants	46
6.4	Programme Schedule	49
6.5	Budget Analysis	51
7	TAMIL SCHOOL SURVEY(TSS)	53
7.1	Project Brief	54
7.2	Organizational Structure	56
7.3	School & Participants	57
7.4	Programme Schedule	59
7.5	Budget Analysis	61
	TAMIL FOUNDATION	
8	YOUNG NATURE CAMPERS (YNC)	63
8.1	Project Brief	64
8.2	Organizational Structure	66
8.3	School & Participants	67
8.4	Programme Schedule	68
8.5	Budget Analysis	69
9	PARENTS ASSURE STUDENTS SUCCESS (PASS)	71
9.1	Project Brief	72
9.2	Organizational Structure	74
9.3	School & Participants	75
9.4	Programme Schedule	76
9.5	Budget Analysis	77
10	TOTAL IMMERSION CAMP (TIC)	80
10.1	Project Brief	81
10.2	Organizational Structure	83
10.3	School & Participants	84
10.4	Programme Schedule	85
10.5	Budget Analysis	86

**TAMIL SCHOOL
PROGRAMME
2009**

**PRE SCHOOL PROGRAMME
CHILD**

1.1 PROJECT BRIEF

a. Name of project: Preschool Programme

b. Objectives of project

- Develop and implement an Early Childhood Education (ECE) programme based on the Ministry of Education (MOE) curriculum, and ensure at least 75% of the children in the programme are 'school prepared' as they enter Standard One.
- Set-up new preschools in Tamil schools in areas with high concentration of preschool age children who do not receive ECE.
- Develop and provide a standard training to the teachers in the programme so effective teaching and learning takes place in each preschool.

c. Target group

Children age 5 and 6
For Year 2009 – target preschools classes – 15 Nos
Cater for about 270 children

d. No of participating schools

8 Schools (Refer 1.3)

e. Duration of project

7 months (June 2009 – January 2010)

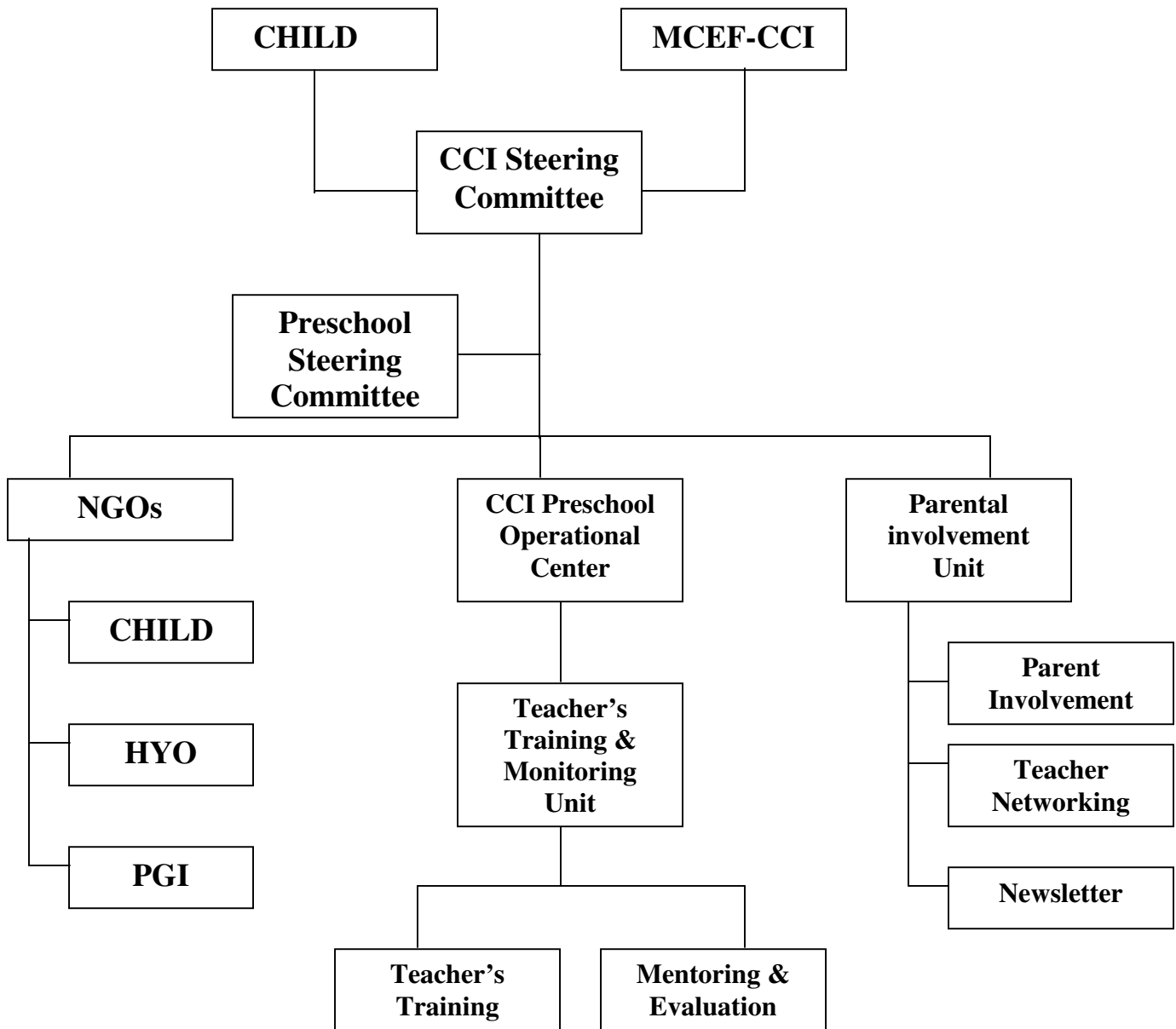
f. Funding requirement

RM 498,600.00 + Admin Cost 8%= RM 538 488.00

g. Project Brief

This will be a joint project by CHILD, Selangor State Government and MCEF-CCI.

1.2 ORGANIZATIONAL STRUCTURE



1.3 SCHOOLS & PARTICIPANTS

No	School Name	No.Of Class Rooms	Teachers' Details
1	SJK(T) Taman Permata	2	1. Tinakari A/p Muniandy 2. Thilaga A/P Krishnan 3. Senthamil Selvi D/o Ganesan
2	SJK(T) Ladang Sg. Bernam	1	1.Logeswari A/P Muniandy
3	SJK(T) Bukit Rotan Baru	1	1. Komathy A/P Subramaniam
4	SJK(T) Effingham	2	1. Komaladevi A/P Krishnan 2. Kasthury A/P Vijayasekaran
5	SJK(T) Bukit Darah	2	1. Eruthayamary A/P Manickam 2. Komathy A/P Selvam
6	SJK(T) Ladang Hopeful	1	1. Sagunthalah A/P Komaran
7	SJK(T) Jalan Tepi Sungai	1	1. Kalaiselvi A/P Rajamanikam
8	SJK(T) Sabak Bernam	2	1. Kanaka Durga A/P Raman 2. Esswari A/P Yuthaiyasuriyan
	Total	12 Class rooms	13 teachers

1.4 PROGRAMME SCHEDULE

No	Activities	Jun	Jul	Aug	Sep	Oct	Nov	Dec	Jan	Feb
1	Meeting School Headmasters and PIBG Chairman									
2	Received commitment letter from respective schools									
3	Pre school Site visit									
4	Preparing reports									
5	CCI meeting to discuss construction, land survey, soil test									
6	Site visit									
7	Monitoring the construction progress									
8	Teachers recruitment									
9	Students enrolment									
10	Meeting (Coordinators, Teachers' HM, PIBG)									
11	Parents teachers' gathering									

1.5 BUDGET ANALYSIS

	COSTING	RECEIVED	UTILIZED
	2009		
Classroom	15		
Children	270		
Building	600,000		
Furniture/Equipment	75,000		
T & L Material	48,750		
Total Capex	723,750		
Teacher Training	12,000		
Community Support	111,857		
Opex Subsidy	48,600		
Other Support	26,325		
Mentoring Support	5,625		
Administration	3,240		
Total Opex	207,647		
CCI Capex Support	198,750		
Community Capex Support	75,000		
Selangor Capex Support	450,000		
Total	723,750		
CCI Opex Support	47,190		
Community Opex Support	111,857		
Selangor Opex Support	48,600		
Total	207,647		
Total MCEF-CCI	245,940		
Total Community	186,857		
Total Selangor Government	498,600 (+ 8 % = 538,488)	334,405	
Total	931,397	334,405	

**TAMIL SCHOOL
PROGRAMME
2009**

**SLOW LEARNER PROJECT
(SLP)
CHILD**

2.1 PROJECT BRIEF

a. Name of project: **Slow Learner Project (SLP)**

b. Objectives of project

- To encourage, inspire and facilitate slow learners to gain interest in reading and writing through fun learning using modules specially prepared for the purpose.
- To enable the slow learners to be able to read and write and join the mainstream within 3 to 6 months in the programme.
- Children from less privileged backgrounds realize their inherent potential.

c. Target group

Group	No
Students	896
Teachers	20
Total	916

d. No of participating schools

20 schools (Refer 2.3)

e. Duration of project

7 months (June 2009 – January 2010)

f. Funding

PROGRAMME	APPROVED	COLLECTED	OUTSTANDING
Slow Learner Project (SLP)	101,520	37,827	63,693

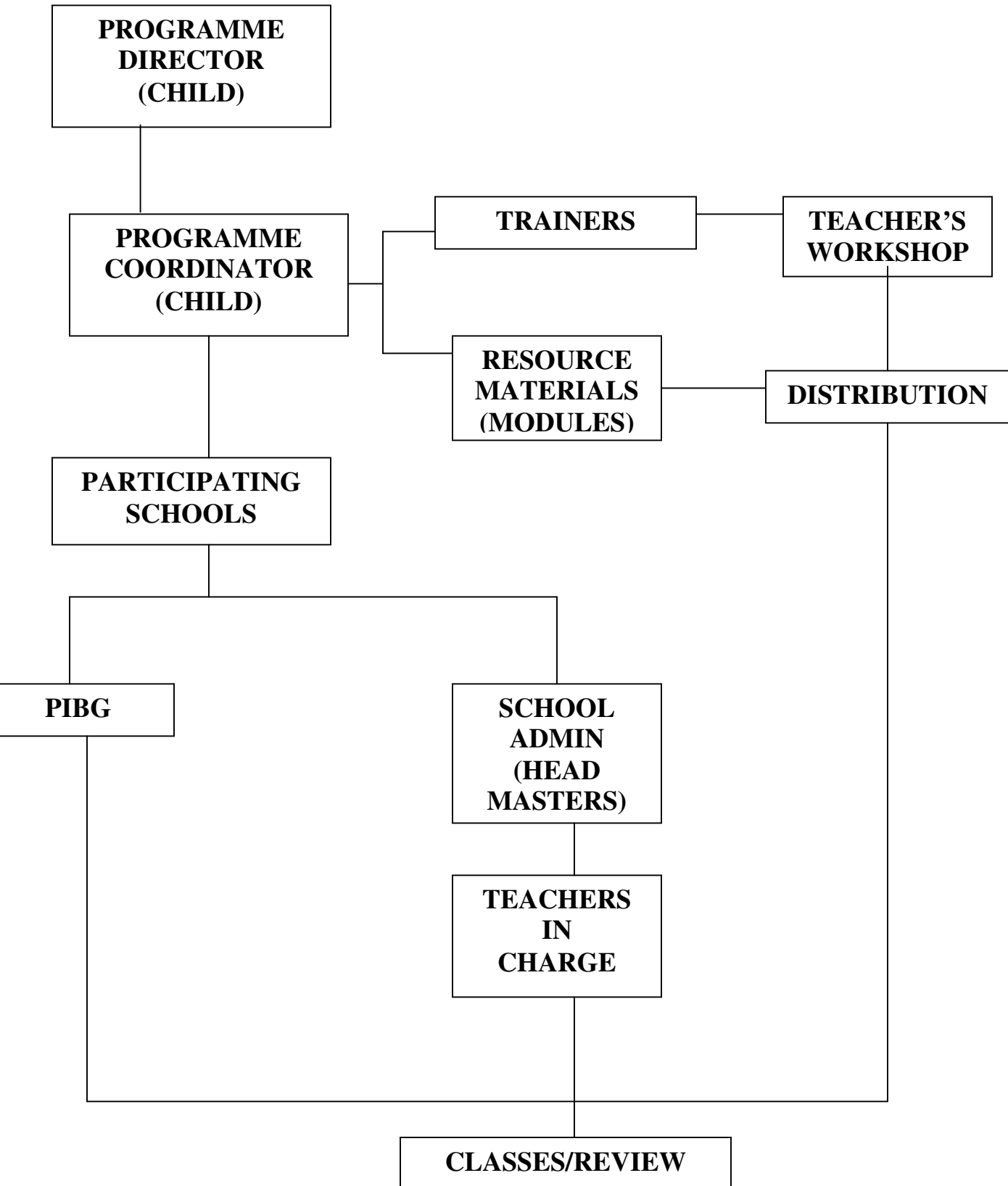
PROGRAMME	COLLECTED	UTILIZED	BALANCE
Slow Learner Project (SLP)	37,827	39,467	-1640

As at 30.09.2009, RM 37,827 has been collected from Selangor state government. Balance RM 63,693 is yet to be collected from Selangor state government. So far, RM 39,467 has been utilized for the project. (Refer 2.5)

g. Project Brief

The slow learners will be separated from the mainstream and given, close, personal and concentrated teaching. Modular books and other materials will be used by a dedicated teacher to motivate, inspire and infuse into the students the confidence they so lack. As they improve, they will be returned to the mainstream.

2.2 ORGANIZATION STRUCTURE



2.3 SCHOOLS AND PARTICIPANTS

No.	School Name	No. of Students for Pilot Project	As in Sept 2009
1	SJKT BATANG BERJUNTAI	20	20
2	SJKT BATU CAVES	171	24
3	SJKT BUKIT BERUNTUNG	127	45
4	SJKT BUKIT CHERAKA	21	16
5	SJKT DENGKIL	21	21
6	SJKT EFFINGHAM	42	45
7	SJKT JENJAROM	34	34
8	SJKT JUGRA	29	29
9	SJKT KINRARA	69	29
10	SJKT LADANG EBOR	17	17
11	SJKT LADANG GADONG	27	15
12	SJKT KUALA SLEANGOR	32	12
13	SJKT SABAK BERNAM	25	14
14	SJKT TUMBUK	17	17
15	SJKT METHODIST	30	30
16	SJKT PERSIARAN RAJA MUSA	56	32
17	SJKT SARASWATHY	47	47
18	SJKT SEAPORT	16	16
19	SJKT SEPANG	51	32
20	SJKT VIVEKANANDA	45	45
	TOTAL	896	540

***Batu caves - support ministry as such only std 1 is targeted.**

***Kuala Selangor - 20 students are attending SLP class. Target group is 12**

(Std 1, 2 & 3). Remaining 8 students are from std 4 & 5.

2.4 PROGRAMME SCHEDULE

	Activities	Jun	Jul	Aug	Sep	Oct	Nov	Dec	Jan	Feb
1	Preparation of Project									
3	Printing name list and diagnostic details									
4	Diagonistic Test for Identifying Slow Learners									
5	SLP module distribution									
6	Receiving teachers' appointment forms.									
7	Conducting SLP teacher training workshop									
8	Schools visit to monitor the program									
9	Monitoring slow learners' progress and counseling									
10	Meeting with SLP Teachers									
11	Diagnostic Test for Progress									
12	Analyzing students' progress report									

2.5 BUDGET ANALYSIS

Budget Monitoring for SLP										
	Items	Jun	Jul	Aug	Sep	Oct	Nov	Dec	Cost	
1	Coordinator									
2	Distribution									
3	Teacher's Training									
4	Remedial Teachers									
5	Admin Cost									
		Approved Budget								
1	Coordinator	1,500	1,500	1,500	1,500	1,500	1,500		9,000	
2	Distribution								2,000	
3	Teacher's Training		3,000						3,000	
4	Remedial Teachers	13,333	13,333	13,333	13,333	13,333	13,333		80,000	
5	Admin Cost	1,075	1,075	1,074	1,074	1,074	1,074	1,074	7,520	
		Total								101,520
		Actual Payments Made To date						At 30 Sept 09		
								Collected	Paid	
		June	July	Aug	Sept	Oct	Nov			
1	Coordinator	1,500	1,500	1,500				3,354	4,500	
3	Distribution	1,700	300					745	2,000	
4	Teacher's Training		1,332					1,118	1,332	
5	Remedial Teachers	639	13,204	15,277				29,808	29,120	
6	Miscellaneous								-	
7	Admin Cost	850	250	1,415				2,802	2,515	
		Status as at 30 September 09							37,827	39,467
		Balance at Hand							-1,640	

**TAMIL SCHOOL
PROGRAMME
2009**

**READING AND WRITING
(RAW)
CHILD**

3.1 PROJECT BRIEF

a. Name of project: **Reading and Writing (RAW)**

b. Objectives of project

- To improve the child's English vocabulary and proficiency in English
- Improve reading and speaking skills in children
- Build confidence in children so they are able to speak English with ease.
- Help inculcate reading habit from a young age

c. Target group

Group	No
Students (Std 1)	545
Teachers	30
Total	575

d. No of participating schools

25 schools (Refer 3.3)

e. Duration of project

7 months (June 2009 – January 2010)

f. Funding

PROGRAMME	APPROVED	COLLECTED	OUTSTANDING
Reading and Writing (RAW)	55,300	20,605	34,695

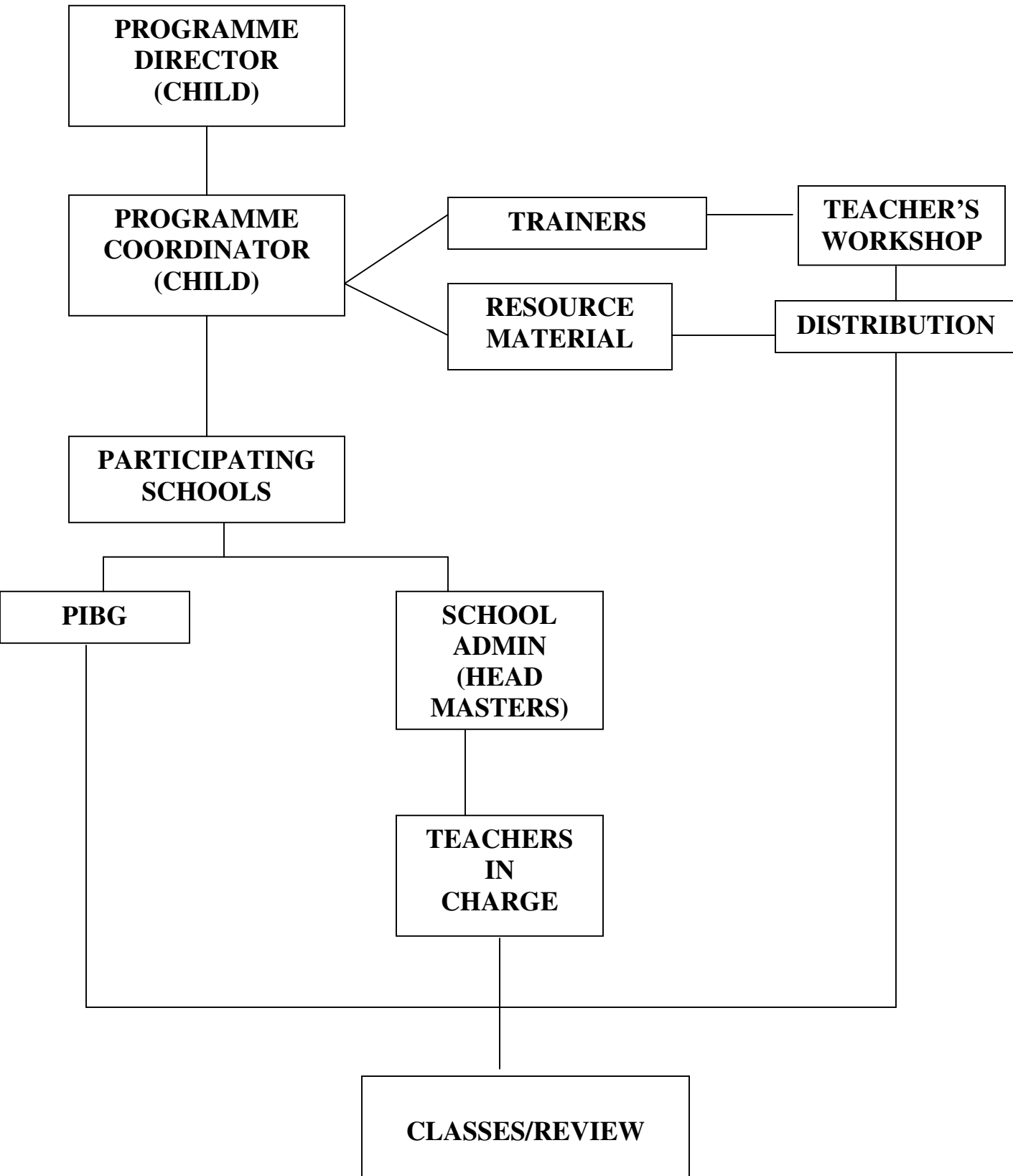
PROGRAMME	COLLECTED	UTILIZED	BALANCE
Reading and Writing (RAW)	20,605	38,312	-17,707

As at 30.09.2009, RM 20,605 has been collected from Selangor state government. Balance RM 34,695 is yet to be collected from Selangor state government. So far, RM 38,312 has been utilized for the project. (Refer 3.5)

g. Project Brief

RAW would improve the children's proficiency in English in a fun and loving way. The use of Lady Bird books which contain colourful pages and simple themes can help the child improve his vocabulary, writing, reading and spelling in a short duration.

3.2 ORGANIZATION STRUCTURE



3.3 SCHOOLS AND PARTICIPANTS

No.	Name of Schhols	No. of students for Pilot Project (Std1,2&3)	No. of students (Std 1)*	No. of students (Std 2 & 3)**
1	SJK(T) Ladang Jalan Acob	93	34	59
2	SJK(T) Jalan Tepi Sungai	106	17	89
3	SJK(T) Ldg Seafield	70	20	50
4	SJK(T) Ghandiji	23	7	16
5	SJK(T) Pulau Carey Barat	36	14	22
6	SJK(T) Sungai Buaya	61	20	41
7	SJK(T) Ladang Kerling	29	9	17
8	SJK(T) Bukit Darah	134	45	89
9	SJK(T) Ladang Bute	14	2	12
10	SJK(T) Ladang Kampung Baru	12	3	9
11	SJK(T) Batu Caves	101	30	71
12	SJK(T) Ladang Highlands	72	24	48
13	SJK(T) Castlefield	177	71	106
14	SJK(T) Ladang Batu Ampat	510	187	323
15	SJK(T) Pusat Telok Datuk	361	125	236
16	SJK(T) Telok Panglima Garang	118	43	75
17	SJK(T) Vageesar	314	100	214
18	SJK(T) Ladang Vallambrosa	315	103	212
19	SJK(T) Ladang Rinching	282	89	193
20	SJK(T) Kuala Kubu Bahru	197	72	125
21	SJK(T) Ladang Sungai Choh	215	69	146
22	SJK(T) Taman Melawati	150	59	91
23	SJK(T) Batang Kali	174	61	113
24	SJK(T) Batu Arang	93	34	59
25	SJK(T) Kuang	73	27	46
	TOTAL	3730	1265	2465

***Std 1 is monitored closely by project coordinator**

**** Std 2 and 3 are run by school teachers under own supervision**

3.4 PROGRAMME SCHEDULE

	Activities	Jun	Jul	Aug	Sep	Oct	Nov	Dec	Jan	Feb
1	Preparation for Programme									
2										
3	Conducting RAW teacher training workshop									
4	Lady Bird book distribution to all schools									
5	Receiving Lady Bird Book Acknowledgement receipts									
6	Identify pupils for the program									
7	School visits to monitor the program									
8	Monitoring the reading level									
9	Follow up the checklist from class teacher									

3.5 BUDGET ANALYSIS

Budget Monitoring for RAW Programme										
	Items	Jun	Jul	Aug	Sep	Oct	Nov	Dec	Cost	
1	Books									
2	Coordinators									
3	Workshop for Teachers									
4	Miscellaneous									
5	Admin Cost									
		Approved Budget								
1	Books		39,204						39,204	
3	Coordinators								10,500	
4	Workshop for Teachers		1,500						1,500	
5	Miscellaneous									
6	Admin Cost	586	585	585	585	585	585	585	4,096	
		Total								55,300
								At 30 Sept 09		
Actual Payments Made To date								Collected	Paid	
		June	July	Aug	Sept	Oct	Nov			
1	Books	26,730						14,608	26,730	
2	Coordinator's Allowance		3,800	3,900				3,913	7,700	
4	Workshop for Teachers		2,070					559	2,070	
5	Miscellaneous							-	0	
6	Admin Cost	150	250	1,412				1,525	1,812	
Status as at 30 Sept 09								20,605	38,312	
Balance at Hand								-17,707		

**TAMIL SCHOOL
PROGRAMME
2009**

**COMPREHENSIVE INTERGRATED
TAMIL SCHOOL PROGRAMME
(CITS)
CHILD**

4.1PROJECT BRIEF

a. Name of project: Comprehensive Integrated Tamil School Programme (CITS)

b. Objectives of project

- To assist children to realize their full potential and improve their academic performance.
- To aid teachers to bring out the best in their teaching and pupils.
- To provide a holistic education programme that will help to build a cohesive and caring community of Indian children.
- Motivate students, teachers and parents to be aware and assume responsibility for academic progress.

c. Target group

Group	No
Coordinator	1
Teachers	30
Parents/PIBG	720
Students (Std 4-6)	360
Total	1111

d. No of participating schools

5 schools (Refer 4.3)

e. Duration of project

7 months (May 2009 – January 2009)

f. Funding

PROGRAMME	APPROVED	COLLECTED	OUTSTANDING
Comprehensive Integrated Tamil School Programme (CITS)	109,836	40,925	68,911

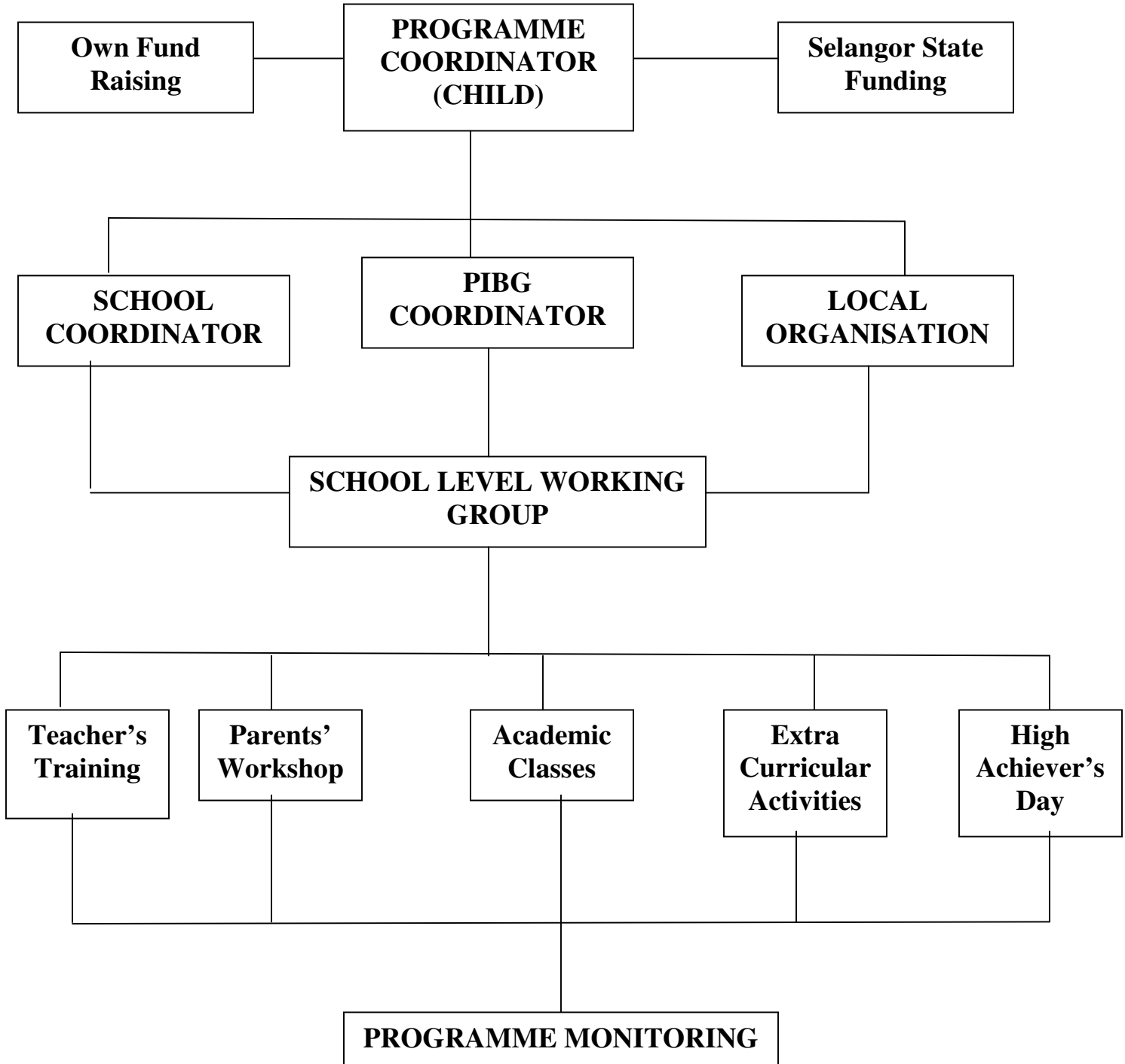
PROGRAMME	COLLECTED	UTILIZED	BALANCE
Comprehensive Integrated Tamil School Programme (CITS)	40,925	45,300	-4,375

As at 30.09.2009, RM 40,925 has been collected from Selangor state government. Balance RM 68,911 is yet to be collected from Selangor state government. So far, RM 45,300 has been utilized for the project. (Refer 4.5)

g. Project Brief

The CITS is holistic supportive programmes with the principal objective of evolving a progressive educational culture among Tamil school students and improve their academic performance through self-help measures. The programme targets all the stakeholders in the pupils' performance, the pupils, parents, teachers, Head Masters and the PIBG to achieve these set targets.

4.2 ORGANIZATION STRUCTURE



4.3 SCHOOLS AND PARTICIPANTS

No	School Name	YR 4	YR 5	YR 6	No. of Students
1	SJK(T) Bukit Beruntung	50/72	42/57	73/75	165
2	SJK(T) Jalan Meru	35/126	35/133	35/126	105
3	SJK(T) Ladang Midlands	17/33	13/19	14/23	44
4	SJK(T) Rawang	40/270	40/280	40/214	120
5	SJK(T) HICOM	15/33	15/40	40/41	70
	TOTAL	141	139	185	504

4.4 PROGRAMME SCHEDULE

No	Activities	Jun	Jul	Aug	Sep	Oct	Nov	Dec	Jan	Feb
1	Preparation for Project									
2	Distribution of Workbooks to all schools									
3	School visitation to monitor Subject Camp									
4	Meeting with Headmaster/GPK/Coordinator									
5	CITS Monthly Meeting									
6	School Visitation to monitor Subject Camp									
7	Excursion for Years 4 & 5									
8	Preparing monthly reports									
9	Preparing quarterly report									
10	Motivational Talk for Parents									
11	Post UPSR Excursion									
12	Teachers Workshop*									
13	Parents Gathering									
14	Headmasters Meeting*									
15	CITS Monthly Meeting									

* Preparatory programme for 2010

4.5 BUDGET ANALYSIS

Budget Monitoring for CITS										
	Items	Jun	Jul	Aug	Sep	Oct	Nov	Dec	Cost	
1	Teacher's Training									
2	Workshop for HM									
3	Workshops for PIBG									
4	Parental Programme									
5	Educational Tour									
	Bus									
	Food									
	Entrance Fee									
6	Subject Camps									
7	Academic Classes									
8	Project Coordinator Allowance									
9	School Coordinator Allowance									
10	Workbooks									
11	UPSR Modules									
12	Diagnostic Test									
13	CITS Monthly Meetings									
14	Miscellaneous									
15	High Achievers Day									
		Approved Budget								
1	Teacher's Training							4,000	4,000	
2	Workshop for HM								500	
3	Workshops for PIBG								1,000	
4	Parental Programme								10,000	
	Educational Tour									
5	Bus			6,000					6,000	
6	Food			3,900					3,900	
7	Entrance Fee			3,900					3,900	
8	Subject Camps				28,800				28,800	
9	Academic Classes	12,000	12,000	12,000	12,000	12,000	12,000		60,000	
10	School Coordinators	2,000	2,000	2,000	2,000	2,000	2,000		10,000	
11	Diagnostic Test								2,500	
12	CITS Monthly Meetings	215	215	214	214	214	214	214	1,500	
14	High Achievers Day								5,000	
15	Admin Cost	1,163	1,163	1,162	1,162	1,162	1,162	1,162	8,136	
		Total								145,236
		Selangor Government Funding								109,836

		Actual Payments Made To date						At 30 Sept 09	
		June	July	Aug	Sept	Oct	Nov	Collected	Paid
1	Teacher's Training							1,184	
2	Workshop for HM							149	
3	Workshops for PIBG							296	
4	Parental Programme							2,961	
	Educational Tour								
	Bus							1,777	
	Food							115	
	Entrance Fee							115	
5	Subject Camps							8,527	
6	Academic Classes	4,650	5000	5000				17,765	14,650
7	Project Coordinator Allowance	1,500	1500	1500					4,500
8	School Coordinator Allowance	1000	2000	2000				2,961	5,000
9	Workbooks	10,588							10,588
10	UPSR Modules	3,913							3,913
11	Diagnostic Test	2,767						741	2,767
12	CITS Monthly Meetings							445	0
13	Miscellaneous	260		420	687				1,367
14	High Achievers Day							1,480	0
15	Admin Cost	750	100	250	1,415			2,409	2,515
	Status as at 30 Sept 09							40,925	45,300
	Balance at Hand							-4,375	

**TAMIL SCHOOL
PROGRAMME
2009**

**ENGLISH FOR JUNIORS
(E4J)
EWRF**

5.1 PROJECT BRIEF

a. Name of project: English for Juniors (E4J)

b. Objectives of project

- Promote the use of English among Tamil school students
- Build confidence to use in English for simple communications.
- Increase the vocabulary of at least 80 percent of the participants by 500 words in English by end of the year.
- Totally immerse Tamil School students (at least 3 hours weekly) in English.
- Ensure that all participants develop a liking and love for using English.

c. Target group

Group	Nos.
Students (Std 1& 2)	1000
Facilitators	64
Total	1064

d. No of participating schools

19 schools (Refer 5.3)

e. Duration of project

7 months (June 2009 – January 2010)

f. Funding requirement

PROGRAMME	APPROVED	COLLECTED	OUTSTANDING
English For Juniors (E4J)	109,986	46,051	63,935

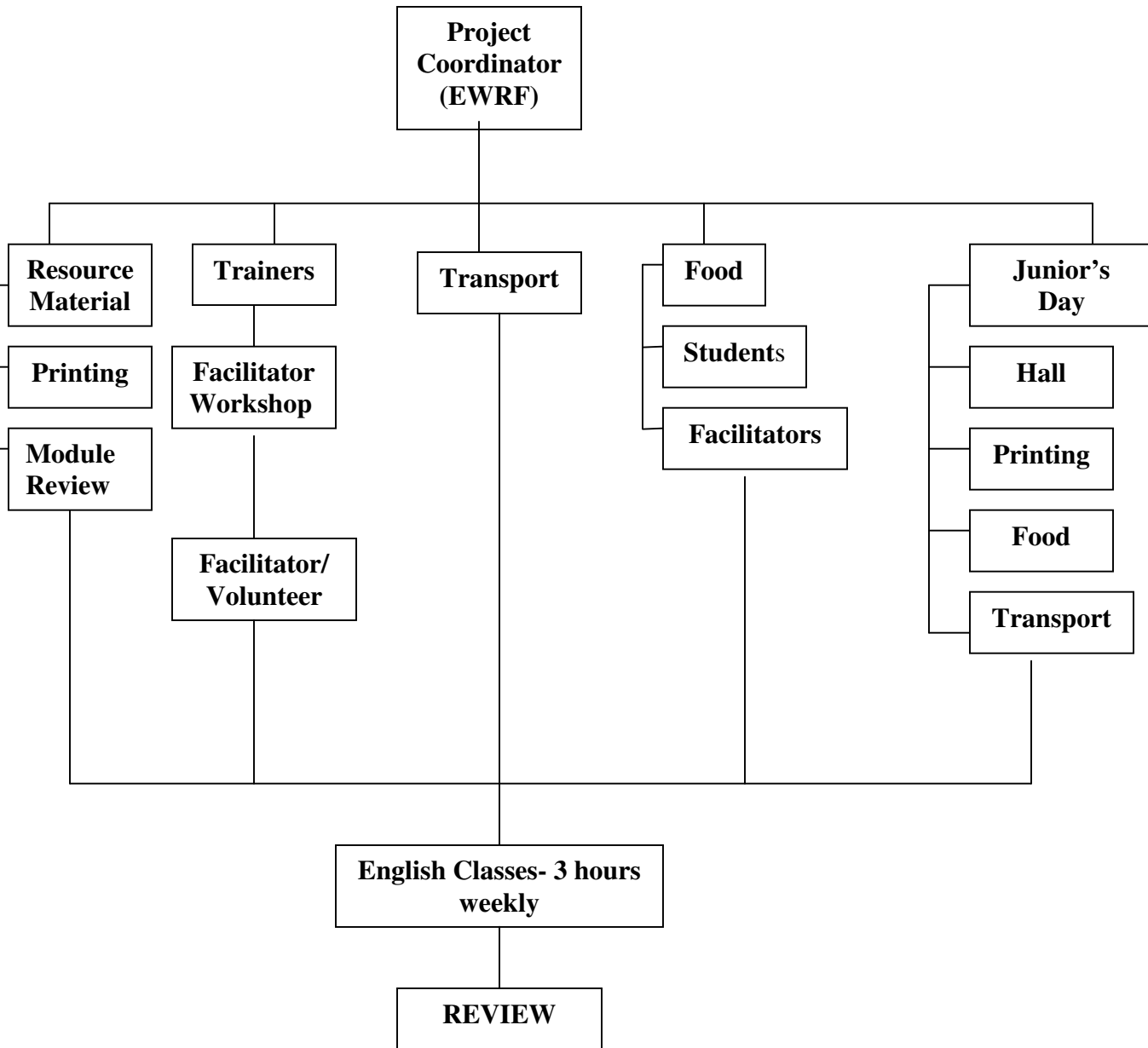
PROGRAMME	COLLECTED	UTILIZED	BALANCE
English For Juniors (E4J)	46,051	36,617	9,434

As at 30.09.2009, RM 46,051 has been collected from Selangor state government. Balance RM 63,935 is yet to be collected from Selangor state government. So far, RM 36,617 has been utilized for the project. (Refer 5.5)

g. Project Brief

This programme aims to teach children to communicate effectively in spoken English using games and fun activities. Games for example, can be motivating as they introduce an element of competition into language-building activities, thus creating a meaningful context for language use. Thus this programme uses the method of enjoyment to promote confidence building and a love for learning English in the Tamil school students.

5.2 ORGANIZATIONAL STRUCTURE



5.3 SCHOOLS AND PARTICIPANTS

No.	Name of Schools	No. of Students	No. of Volunteers
1	SJK(T) Ladang Escot	35	3
2	SJK(T) Kalumpang	35	3
3	SJK(T) Taman Permata	58	4
4	SJK(T) Batu Caves	185	8
5	SKJ(T) Ladang Effingham	35	3
6	SJK(T) Castlefield	40	3
7	SJK(T) West Country Barat	28	2
8	SJK(T) West Country Timur	66	4
9	SJK(T) Bangi	38	3
10	SJK(T) Persiaran Raja Muda Musa	65	4
11	SJK(T) Ampar Tenang	40	3
12	SJK(T) Dengkil	45	3
13	SJK(T) Manikavasagam	30	2
14	SJK(T) Bukit Ceraka	42	3
15	SJK(T) Sarawathy	40	3
16	SJK(T) Puchong Batu 14	38	3
17	SJK(T) Semenyih	55	2
18	SJK(T) Methodist	95	5
19	SJK(T) Changkat Asa	30	3
	TOTAL	1000	64

5.4 PROGRAMME SCHEDULE

	Activities	Jun	Jul	Aug	Sep	Oct	Nov	Dec	Jan	
1	Lessons Worksheets- Photocopy									
2	Transport Allowance									
3	Food for Students									
4	Exam Papers									
5	Post Mortem									
6	Review on Lesson Plan									
7	Lesson Modules-Design									
8	Lesson Modules-Printing									
9	Letters to Targeted Schools									
10	Parents Briefing Session*									
11	Training for Facilitators*									
12	Juniors Day									
13	Hall									
14	Food									
15	Printing									
16	Gifts for Particapants									
17	Miscellaneous									
18	Transport to School Hall									
19	Documentation(Video/Audio)									

* Preparatory Programme for
2010

5.5 BUDGET ANALYSIS

Budget Monitoring of E4J										
	Items	Jun	Jul	Aug	Sep	Oct	Nov	Dec	Cost	
1	Lesson Modules									
2	Facilitators Training									
3	Facilitators Transport Allowance									
4	F&B for Students									
5	Stationeries& Teaching Materials									
6	Deploy 5 staff monitoring									
7	Fun activities/Materials									
8	Junior's Day									
	Hall									
	Food									
	Printing									
	Prizes									
9	Miscelleneous									
10	Bus Transport									
11	Admin Cost									
		Approved Budget								
1	Lesson Modules		240	240	240	240			960	
2	Facilitators Training								5,000	
3	Facilitators Transport Allowance		5,120	5,120	5,120	5,120			20,480	
4	F&B for Students		9,600	9,600	9,600	9,600			38,400	
5	Stationeries& Teaching Materials		2,000	2,000	2,000	2,000			8,000	
6	Deploy 5 staff monitoring		375	375	375				1,500	
7	Fun activities/Materials		1,000	1,000	1,000	1,000			4,000	
8	Junior's Day									

	Hall					3,000			3,000
	Food					6,000			6,000
	Printing					2,000			2,000
	Prizes					4,000			4,000
9	Miscellaneous					1,000			1,000
10	Bus Transport					7,500			7,500
11	Admin Cost	1164	1164	1164	1164	1164	1164	1163	8,147
		Total							109,987
								At 30 Sept 09	
		Actual Payments Made To date						Collected	Paid
		June	July	Aug	Sept	Oct	Nov		
1	Lesson Modules	900						402	900
2	Facilitators Training	2,000						2,095	2,000
3	Facilitators Transport Allowance	2,000						8,581	2,000
4	F&B for Students							16,090	
5	Stationeries & Teaching Materials							3,352	
6	Deploy 5 staff monitoring							629	
7	Fun activities/Materials							1,676	
8	Junior's Day								
	Hall							1,257	
	Food							2,514	
	Printing							838	
	Prizes							1,676	
9	Miscellaneous							384	
	trial balance	4,993	3579	9,609	13,536				31,717
10	Bus Transport							3,143	
11	Admin Cost							3,414	
		Status as at 30 September 09						46,051	36,617
		Balance in Hand						9,434	

**TAMIL SCHOOL
PROGRAMME
2009**

**ELANTHALIR
EWRF**

6.3 PROJECT BRIEF

a. **Name of project:** Elanthalir - A trilingual monthly magazine

b. Objectives of project

- Provide a knowledge base for children
- Provide an environment for the love of learning
- Set in motion a continuum of change from children to parents
- Promote empowerment as a necessary tool for constructing a positive self-image.
- As a fund raising activity for PIBG (PIBG to sell at RM 1.00 / copy)

c. Target group

Students (Standard 3-6)

d. No of participating schools

97 schools – (Refer 6.3)

e. Duration of project

7 months (June 2009 – Jan 2009)

f. Funding requirement

PROGRAMME	APPROVED	COLLECTED	OUTSTANDING
Elanthalir	161,871	67,774	94,097

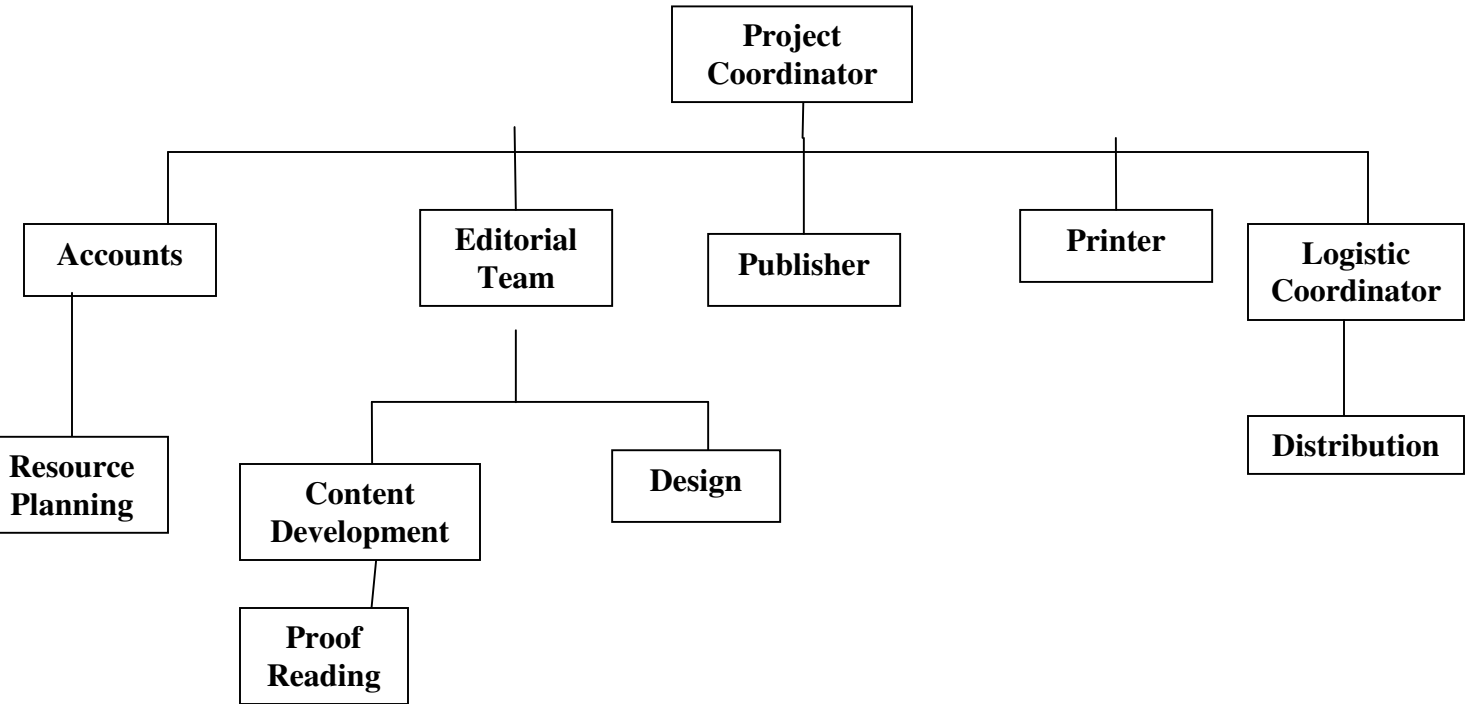
PROGRAMME	COLLECTED	UTILIZED	BALANCE
Elanthalir	67,774	60,450	7,324

As at 30.09.2009, RM 67,774 has been collected from Selangor state government. Balance RM 94,097 is yet to be collected from Selangor state government. So far, RM 60,450 has been utilized for the project. (Refer 6.5)

g. Project Brief

The Tamil school children are urgently in need of additional and alternative developmental reading materials that are appropriate to their needs, interests and capabilities. To advance their learning, a forum must be created. Strategies are thus needed to address the real starting point for the development of love of learning. *Elanthalir* initiates and commits to such emphasis.

6.2 ORGANIZATIONAL STRUCTURE



6.3 SCHOOLS AND PARTICIPANTS

No.	Name of Schools	No of Students	Distribution Copies
1	SJK(T) SIMPANG LIMA	2152	1108
2	SJK(T) BATU CAVES	1660	804
3	SJK(T) RAWANG	1510	706
4	SJK(T) VIVEKANANDA	1482	738
5	SJK(T) METHODIST	1306	670
6	SJK(T) KAJANG	1221	600
7	SJK(T) PERSIARAN RAJA MUDA MUSA	1220	607
8	SJK(T) SG RENGGAM	1174	630
9	SJK(T) PUCHONG	1007	490
10	SJK(T) LADANG BATU AMPAT	945	443
11	SJK(T) BATANG BERJUNTAI	876	409
12	SJK(T) PUSAT TELOK DATOK	781	350
13	SJK(T) LADANG HIGHLANDS	778	380
14	SJK(T) JALAN MERU	746	392
15	SJK(T) SARASWATHY	735	318
16	SJK(T) AMPANG	722	380
17	SJK(T) TUN SAMBANTHAN	711	301
18	SJK(T) TELOK PANGLIMA GARANG	701	363
19	SJK(T) F E S SERDANG	688	326
20	SJK(T) VAGEESAR	673	321
21	SJK(T) LADANG VALLAMBROSA	544	260
22	SJK(T) LDG KINRARA	515	220
23	SJK(T) TELUK MERBAU	507	262
24	SJK(T) LDG RINCHING	500	244
25	SJK(T) CASTLEFIELD	492	244
26	SJK(T) LDG EFFINGHAM	489	248
27	SJK(T) LADANG EMERALD	471	205
28	SJK(T) KUALA KUBU BHARU	457	200
29	SJK(T) RRI SUNGAI BULOH	452	228
30	SJK(T) LADANG SEMENYIH	448	236
31	SJK(T) BUKIT BERUNTUNG	421	213
32	SJK(T) LADANG SG CHOH	393	182
33	SJK(T) LDG WEST COUNTRY 'TIMUR'	390	20
34	SJK(T) SEPANG	383	167
35	SJK(T) TAMAN MELAWATI	312	150

36	SJK(T) DENGKIL	301	138
37	SJK(T) BATANG KALI	300	142
38	SJK(T) BATU ARANG	278	147
39	SJK(T) BANDAR BARU SALAK TINGGI	255	130
40	SJK(T) HICOM	235	114
41	SJK(T) JENJAROM	215	85
42	SJK(T) BUKIT DARAH	207	100
43	SJK(T) SG MANGGIS	206	86
44	SJK(T) SIMPANG MORIB	205	100
45	SJK(T) LADANG NORTH HUMMOCK	201	81
46	SJK(T) LDG BUKIT CHERAKA	199	100
47	SJK(T) LDG JUGRA	196	88
48	SJK(T) LADANG JALAN ACOB	160	76
49	SJK(T) KUANG	159	97
50	SJK(T) JALAN TEPI SUNGAI	157	100
51	SJK(T) BANGI	155	85
52	SJK(T) LADANG MIDLANDS	153	80
53	SJK(T) LDG GADONG	145	60
54	SJK(T) LADANG KALUMPANG	145	82
55	SJK(T) LADANG CHANGKAT ASA	142	42
56	SJK(T) LDG SEAFIELD	140	80
57	SJK(T) SUNGAI BUAYA	136	20
58	SJK(T) LADANG TUMBUK	134	64
59	SJK(T) LADANG SABAK BERNAM	131	55
60	SJK(T) TAMAN PERMATA	130	70
61	SJK(T) LADANG BUKIT RAJAH	122	80
62	SJK(T) GHANDIJI	117	50
63	SJK(T) LDG COALFIELDS	117	54
64	SJK(T) LDG GLENMARIE	117	65
65	SJK(T) LADANG EBOR	116	56
66	SJK(T) LDG RASAK	107	50
67	SJK(T) SEAPORT	99	60
68	SJK(T) LDG KUALA SELANGOR	96	43
69	SJK(T) PULAU CAREY BARAT	94	45
70	SJK(T) SUNGAI SEDU	91	50
71	SJK(T) LADANG AMPAR TENANG	91	41
72	SJK(T) LDG NIGEL GARDNER	88	40
73	SJK(T) LADANG KERLING	86	25
74	SJK(T) LDG SELANGOR RIVER	79	38
75	SJK(T) LADANG SUNGAI TERAP	74	39
76	SJK(T) LADANG TUAN MEE	72	30

77	SJK(T) LDG SG BULOH	67	40
78	SJK(T) LDG RAJA MUSA	63	30
79	SJK(T) BUKIT ROTAN BARU	62	37
80	SJK(T) LDG RIVERSIDE	59	30
81	SJK(T) LADANG SG TINGGI	58	39
82	SJK(T) PULAU CAREY SELATAN	51	45
83	SJK(T) LDG BRAUNSTON	50	20
84	SJK(T) LADANG ESCOT	49	20
85	SJK(T) LDG WEST COUNTRY BARAT	43	186
86	SJK(T) PULAU CAREY TIMUR	42	25
87	SJK(T) LDG DOMINION	37	20
88	SJK(T) LADANG SUNGAI BERNAM	35	39
89	SJK(T) LADANG BUTE	31	20
90	SJK(T) LDG KG BARU	28	20
91	SJK(T) LADANG BRAFFERTON	27	15
92	SJK(T) LDG BKT IJOK	23	12
93	SJK(T) LDG HOPEFUL	22	13
94	SJK(T) LDG MARY	18	10
95	SJK(T) LDG SG RAMBAI	16	10
96	SJK(T) LADANG LIMA BELAS	16	10
97	SJK(T) LADANG MINYAK	11	10
	TOTAL	34 921	17051

Summary of Distribution

1	Copies to schools		17051
2	School Libraries (97 school x 2 copies)		194
3	Media , Filing , Press etc		255
Total Copies			17500

6.4 PROGRAMME SCHEDULE

	Activities	Jun	Jul	Aug	Sep	Oct	Nov	Dec	Jan	Feb
1	Resource planning	■	■	■	■	■	■	■		
2	Editorial team	■	■	■	■	■	■	■		
3	Publisher	■	■	■	■	■	■	■	■	■
4	Printer		■	■	■	■	■	■		
5	Designer	■	■	■	■	■	■	■		
6	Content development	■	■	■	■	■	■	■		
7										
8	Elanthalir 01/09									
9	Contents	■								
10	Layout		■							
11	Proof reading		■							
12	Printing		■							
13	Distribution		■							
14	Review			■						
15										
16	Elanthalir 02/09									
17	Contents		■							
18	Layout		■							
19	Proof reading		■							
20	Printing		■							
21	Distribution		■							
22	Review				■					
23										
24	Elanthalir 03/09									
25	Contents			■						
26	Layout			■						
27	Proof reading			■						
28	Printing			■						
29	Distribution			■						
30	Review					■				
31										
32	Elanthalir 04/09									
33	Contents				■					
34	Layout				■					
35	Proof reading				■					
36	Printing				■					
37	Distribution				■					
38	Review						■			
39										
40	Elanthalir 01/10									
41	Contents					■				
42	Layout					■				
43	Proof reading					■				

44	Printing									
45	Distribution									
46	Review									

6.5 BUDGET ANALYSIS

Budget Monitoring of Elanthalir Project									
	Items	Jun	Jul	Aug	Sep	Oct	Nov	Dec	Cost
1	Editor	500	500	500	500	500			2,500
2	Editorial team	3,500	3,500	3,500	3,500	3,500			17,500
3	Publisher & Misc	1,300	1,300	1,300	1,300	1,300	1,300	1,300	9,100
4	Printer		19,200	19,200	19,200	19,200		19,200	96,000
5	Designer		1,500	1,500	1,500	1,500		1,500	7,500
6	Emoluments		1,000	1,000	1,000	1,000		1,000	5,000
7	Content developmt	500	500	500	500	500			2,500
8	Software&Hardwre	8,000							8,000
9	EPF Socso	500	500	500	500	500			2,500
10	Distribution	3,500	3,500	3,500	3,500			3,500	17,500
11	Admin cost	2,000	2,000	2,000	2,000			2,000	10000
	Total	19,800	33,500	33,500	33,500	28,000	1,300	28,500	178,100
Approved Budget									
1	Editor	3,309	3,309	3,309	3,309	3,310			16,546
2	Graphic designer	1,000	1,000	1,000	1,000	1,000			5,000
3	EPF Socso	675	675	675	675	675			3,375
4	Rental & utilities	700	700	700	700	700			3,500
5	Emoluments	1,000	1,000	1,000	1,000	1,000			5,000
6	Editor-consultn	500	500	500	500	500			2,500
7	Printing	23,400	23,400	23,400	23,400				93,600
8	Distribution	4,850	4,850	4,850	4,850				19,400
9	Admin Cost	2000	2000	2000	2000	2000	2000	950	12,950

		Total						161,871	
		Actual Payments Made To date						At 30 Sept 09	
		July	Aug	Sept	Oct	Nov	Dec	Collected	Paid
1	Editor	-						6,928	-
2	Graphic designer	1,000	1,500					2,093	2,500
3	EPF Socso	-						1,413	-
4	Rental & utilities	-						1,465	-
5	Emoluments	500	500					2,093	1,000
6	Editor-consultn	500	500					1,047	1,000
7	Printing	10,000	30,200					39,190	40,200
8	Distribution	-	3,250	3,250				8,123	6,500
9	Admin cost	-		2250				5,422	2,250
10	Editor Tamil	1,500	1,500						3,000
11	Editor English	2,000	2,000						4,000
	Editor BM	-							-
		Status as at 30 September 09						67,774	60,450
		Balance in hand						7,324	

**TAMIL SCHOOL
PROGRAMME
2009**

**TAMIL SCHOOL SURVEY
(TSS)
EWRF**

7.1 PROJECT BRIEF

a. Name of project: Tamil School Survey

b. Objectives of project

- To perform a land survey of the 61 schools
- Create database of accurate and proper information on the location of schools.
- Assist in the planning of the Tamil schools in Selangor.

c. Target group

61 schools (Bantuan Modal)

d. No of participating schools

62 Schools (Refer 7.3)

e. Duration of project

6 months (June 2009 – January 2010)

f. Funding requirement

PROGRAMME	APPROVED	COLLECTED	OUTSTANDING
Tamil School Survey (TSS)	86,400	36,175	50,225

PROGRAMME	COLLECTED	UTILIZED	BALANCE
Tamil School Survey (TSS)	36,175	25,000	11,175

As at 30.09.2009, RM 36,175 has been collected from Selangor state government. Balance RM 50,225 is yet to be collected from Selangor state government. So far, RM 25,000 has been utilized for the project. (Refer 7.5)

g. Project Brief

Manu of the Tamil schools in the rural and plantation locations do not have a clear boundary of their locations. As a result of which unauthorised encroachment had caused some distress to the land occupied by the school. There are also no proper records with government agencies dealing with Bantuan Modal schools. As such a State level survey is important to resolve issues pertaining to land and structure of Tamil schools in Selangor.

7.2 ORGANIZATIONAL STRUCTURE

7.3 SCHOOLS AND PARTICIPANTS

#	School Name	Address 1	Address 2	District	Student Pop
1	SJKT METHODIST	Jln Bkt Kapar		KLANG	1,306
2	SJKT SG RENGAM	Jln Pinang 18/1	Seksyen 18	PETALING	1,174
3	SJKT LADANG BATU AMPAT	Jalan Kota Raja	Kampung Jawa	KLANG	945
4	SJKT LADANG HIGHLANDS	Persiaran Batu Nilam 2	Bandar Bukit Tinggi 2	KLANG	778
5	SJKT LADANG VALLAMBROSA	Ldg Vallambrosa	Peti surat 5	KLANG	544
6	SJKT KINRARA	Jln Puchong		PETALING	515
7	SJKT TELUK MERBAU			SEPANG	507
8	SJKT CASTLEFIELD	BT 11 3/4	Jln Puchong	PETALING	492
9	SJKT LADANG EMERALD	BT 8, Jln Kg. Jawa	Bkt. Kemuning	KLANG	471
10	SJKT RRI SUNGAI BULOH			PETALING	452
11	SJKT LADANG SEMENYIH	Jln Broga		HULU LANGAT	448
12	SJKT BUKIT BERUNTUNG			HULU SELANGOR	421
13	SJKT LDG WEST COUNTRY 'TIMUR'	Jln 5 Seksyen 5	Bdr Baru Bangi	HULU LANGAT	390
14	SJKT BATU ARANG			GOMBAK	278
15	SJKT BANDAR BARU SALAK TINGGI	Bandar Baru Salak Tinggi		SEPANG	255
16	SJKT HICOM	No 27/27 Jln Selayang	Seksyen 27	PETALING	235
17	SJKT BUKIT DARAH	Jln Kuala Selangor		Sg. Buluh	207
18	SJKT LADANG NORTH HUMMOCK	Ldg North Hummock, Batu 5	Jalan Meru	KLANG	201
19	SJKT LDG JUGRA	Jalan Jugra		KUALA LANGAT	196
20	SJKT LADANG JALAN ACOB	Ldg Jln Acob		KLANG	160
21	SJKT JALAN TEPI SUNGAI	Jalan Tepi Sungai		KLANG	157
22	SJKT BANGI	Ladang Broome	BangiLama	HULU LANGAT	155
23	SJKT LADANG KALUMPANG			HULU SELANGOR	145
24	SJKT LADANG CHANGKAT ASA	Ldg Changkat Asa		HULU SELANGOR	142
25	SJKT LDG SEAFIELD	Jalan USJ 20/8 UEP		PETALING	140
26	SJKT LADANG TUMBUK			KUALA LANGAT	134
27	SJKT LADANG SABAK BERNAM	Ladang Sabak Bernam		SABAK BERNAM	131
28	SJKT TAMAN PERMATA			SEPANG	130
29	SJKT LADANG BUKIT RAJAH	Batu 3	Jln Meru	KLANG	122
30	SJKT LDG COALFIELDS			KUALA SELANGOR	117
31	SJKT LDG GLENMARIE	Jln Subang	Batu Tiga	PETALING	117
32	SJKT LADANG EBOR	Batu Tiga		PETALING	116
33	SJKT LDG RASAK			PETALING	107
34	SJKT SEAPORT	Jalan SS7/4, Kelana Jaya		PETALING	99
35	SJKT LDG KUALA SELANGOR	Ladang Kuala Selangor		KUALA SELANGOR	96
36	SJKT PULAU CAREY BARAT			KUALA LANGAT	94
37	SJKT SUNGAI SEDU			KUALA LANGAT	91
38	SJKT LADANG AMPAR TENANG	Peti Surat 15	Pej. Pos Dengkil	SEPANG	91
39	SJKT LDG SELANGOR RIVER			KUALA SELANGOR	79

40	SJKT LADANG SUNGAI TERAP			KUALA SELANGOR	74
41	SJKT LDG SG BULOH			KUALA SELANGOR	67
42	SJKT LDG RAJA MUSA			KUALA SELANGOR	63
43	SJKT BUKIT ROTAN BARU			KUALA SELANGOR	62
44	SJKT LDG RIVERSIDE			KUALA SELANGOR	59
45	SJKT LADANG SG TINGGI	Ladang Sungai Tinggi		KUALA SELANGOR	58
46	SJKT PULAU CAREY SELATAN	Pulau Carey Selatan		KUALA LANGAT	51
47	SJKT LDG BRAUNSTON			KUALA SELANGOR	50
48	SJKT LADANG ESCOT	Ldg escot		HULU SELANGOR	49
49	SJKT LDG WEST COUNTRY BARAT			SEPANG	43
50	SJKT PULAU CAREY TIMUR	Pulau Carey (Timor)		KUALA LANGAT	42
51	SJKT LDG DOMINION	Ladang Dominion		HULU LANGAT	37
52	SJKT LADANG SUNGAI BERNAM			SABAK BERNAM	35
53	SJKT LADANG BUTE	Ladang Bute		SEPANG	31
54	SJKT LDG KG BARU			KUALA SELANGOR	28
55	SJKT LADANG BRAFFERTON	Ldg brafferton		KLANG	27
56	SJKT LDG BKT IJOK			KUALA SELANGOR	23
57	SJKT LDG HOPEFUL	Ladang Hopeful		KUALA SELANGOR	22
58	SJKT LDG MARY	Ldg mary, Bistari Jaya		KUALA SELANGOR	18
59	SJKT LDG SG RAMBAI	Bistari Jaya		KUALA SELANGOR	16
60	SJKT LADANG LIMA BELAS			HULU SELANGOR	16
61	SJKT LADANG MINYAK	Bestari jaya		KUALA SELANGOR	11

7.4 PROGRAMME SCHEDULE

	Activities	Jun	Jul	Aug	Sep	Oct	Nov	Dec	Jan
1	Resource planning								
2	Finalising Schools								
3	Selection of surveyor								
4	Documentation								
5	Report and discussion								
6	Site Survey								
7	SJKT METHODIST								
8	SJKT LADANG EFFINGHAM PJ								
9	SJKT SG RENGGAM								
10	SJKT LADANG BATU AMPAT								
11	SJKT LADANG HIGHLANDS								
12	SJKT LADANG VALLAMBROSA								
13	SJKT KINRARA								
14	SJKT TELUK MERBAU								
15	SJKT CASTLEFIELD								
16	SJKT LADANG EMERALD								
17	SJKT RRI SUNGAI BULOH								
18	SJKT LADANG SEMENYIH								
19	SJKT BUKIT BERUNTUNG								
20	SJKT LDG WEST COUNTRY 'TIMUR'								
21	SJKT BATU ARANG								
22	SJKT BANDAR BARU SALAK TINGGI								
23	SJKT HICOM								
24	SJKT BUKIT DARAH								
25	SJKT LADANG NORTH HUMMOCK								
26	SJKT LDG JUGRA								
27	SJKT LADANG JALAN ACOB								
28	SJKT JALAN TEPI SUNGAI								
29	SJKT BANGI								
30	SJKT LADANG KALUMPANG								
31	SJKT LADANG CHANGKAT ASA								
32	SJKT LDG SEAFIELD								
33	SJKT LADANG TUMBUK								
34	SJKT LADANG SABAK BERNAM								
35	SJKT TAMAN PERMATA								
36	SJKT LADANG BUKIT RAJAH								
37	SJKT LDG COALFIELDS								
38	SJKT LDG GLENMARIE								
39	SJKT LADANG EBOR								
40	SJKT LDG RASAK								
41	SJKT SEAPORT								
42	SJKT LDG KUALA SELANGOR								
43	SJKT PULAU CAREY BARAT								

44	SJKT SUNGAI SEDU								
45	SJKT LADANG AMPAR TENANG								
46	SJKT LDG SELANGOR RIVER								
47	SJKT LADANG SUNGAI TERAP								
48	SJKT LDG SG BULOH								
49	SJKT LDG RAJA MUSA								
50	SJKT BUKIT ROTAN BARU								
51	SJKT LDG RIVERSIDE								
52	SJKT LADANG SG TINGGI								
53	SJKT PULAU CAREY SELATAN								
54	SJKT LDG BRAUNSTON								
55	SJKT LADANG ESCOT								
56	SJKT LDG WEST COUNTRY BARAT								
57	SJKT PULAU CAREY TIMUR								
58	SJKT LDG DOMINION								
59	SJKT LADANG SUNGAI BERNAM								
60	SJKT LADANG BUTE								
61	SJKT LDG KG BARU								
62	SJKT LADANG BRAFFERTON								
63	SJKT LDG BKT IJOK								
64	SJKT LDG HOPEFUL								
65	SJKT LDG MARY								
66	SJKT LDG SG RAMBAI								
67	SJKT LADANG LIMA BELAS								
68	SJKT LADANG MINYAK								

7.5 BUDGET ANALYSIS

Budget Monitoring of Tamil Schools Survey									
	Items	Jun	Jul	Aug	Sep	Oct	Nov	Dec	Cost
1	Coordinator	2,500	2,500	2,500	2,500	2,500	2,500	2,500	17,500
2	Surveyor 1		11,000	11,000	11,000	11,000	11,000		55,000
3	Surveyor 2		11,000	11,000	11,000	11,000	11,000		55,000
4	Surveyor 3		11,000	11,000	11,000	11,000	11,000		55,000
5	Site visits		1,500	1,500	1,500	1,500			6,000
6	Documentation						10,000		10,000
7	Final Report							5,000	5,000
8	Follow up							2,000	2,000
	Total	2,500	37,000	37,000	37,000	37,000	45,500	9,500	205,500
Approved Budget									
1	Coordinator								
2	Surveyor 1		5,000	5,000	5,000	5,000	5,000		25,000
3	Surveyor 2		5,000	5,000	5,000	5,000	5,000		25,000
4	Surveyor 3		6,000	6,000	6,000	6,000	6,000		30,000
5	Site visits								-
6	Documentation								-
7	Final Report								-
8	Follow up								-
9	Admin Cost	1000	1000	1000	1000	1000	1000	400	6,400
	Total								86,400
Actual Payments Made To date									
								At 30 Sept 09	
								Collected	Paid
		Jun	July	August	Sept	Oct	Nov		
1	Coordinator	-						-	-
2	Surveyor 1	5,000		16,000				33,000	21,000
3	Surveyor 2	-							-

4	Surveyor 3	-						-	-
5	Site visits	-						-	-
6	Documentation	-						-	-
7	Final Report	-						-	-
8	Follow up	-						-	-
9	Admin Cost	1,000	1000	1000	1000			3,000	4,000
Status as at 30 September 09								36,175	25,000
BALANCE MONEY IN HAND RM								11,175	

**TAMIL SCHOOL
PROGRAMME
2009**

**YOUNG NATURE CAMPERS
(YNC)
TAMIL FOUNDATION**

8.1 PROJECT BRIEF

1. Name of project: Young Nature Campers (YNC)

2. Objectives of project

- Create love for nature and learn the importance of a balanced environment
- Respect nature and the very simple steps they could take to preserve and conserve our natural heritage
- To encourage students to form social relationships, promote interpersonal skills, ability to work in teams and ability to plan and execute tasks
- To boost their self-confidence and self-esteem as they carry out discussions and activities.
- To help them become expert observers and askers of good questions.

3. Target group

Group	No
Students (Std 4-6)	720
Facilitators	20
Teachers	36
Total	776

4. No of participating schools

18 schools (Refer 8.3)

5. Duration of project

June 2009- October 2009

6. Funding requirement

PROGRAMME	APPROVED	COLLECTED	OUTSTANDING
Young Nature Campers (YNC)	64,800	24,435	40,365

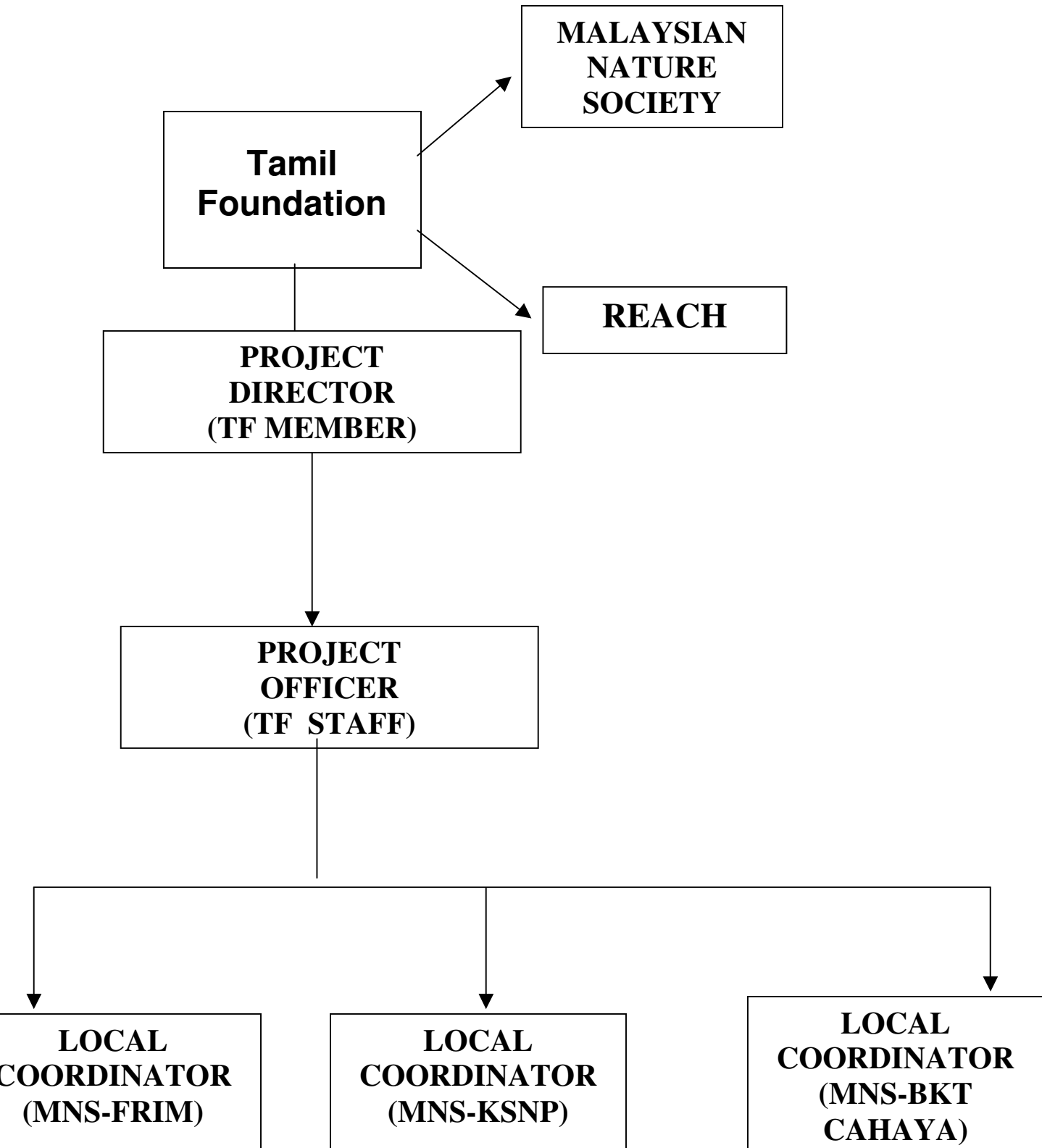
PROGRAMME	COLLECTED	UTILIZED	BALANCE
Young Nature Campers (YNC)	24,435	22,983	1,452

As at 30.09.2009, RM 24,435 has been collected from Selangor state government. Balance RM 40,365 is yet to be collected from Selangor state government. So far, RM 22,983 has been utilized for the project. (Refer 8.5)

7. Project Brief

The students are guided through the scientific preservation and conservation functions; participating in various nature activities. Through these activities, an earnest awareness towards nature is created, making them discover and inculcate the feeling of love and care for Mother Nature. They are taught how to value its vast resources and how to take very simple steps to protect it.

8.2 ORGANIZATIONAL STRUCTURE



8.3 SCHOOLS & PARTICIPANTS

No.	Name of Schools	No. of Students
1	SJK(T) Jenjarom	40
2	SJK(T) Ampang	40
3	SJK(T) Simpang Lima	40
4	SJK(T) Puchong	40
5	SJK(T) Batu Caves	40
6	SJK(T) Sg. Besi	40
7	SJK(T) Gadong	40
8	SJK(T) Semenyih	40
9	SJK(T) West Country (Timur)	40
10	SJK(T) Ladang Effingham	40
11	SJK(T) Kuala Selangor	40
12	SJK(T) Vageesar	40
13	SJK(T) Rawang	40
14	SJK(T) Ampang	40
15	SJK(T) Ladang Kinrara	40
16	SJK(T) Bukit Darah	40
17	SJK(T) Castlefield	40
18	SJK(T) Serdang	40
	TOTAL	720

8.4 PROGRAMME SCHEDULE

		Jun	Jul	Aug	Sep	Oct	Nov	Dec	Jan	Feb
	Activities- Scheduled Camps									
1	SJKT SG BESI									
2	SJKT WEST COUNTRY TIMUR									
3	SJKT RAWANG									
4	SJKT SAN PENG (cancelled for 2009)*									
5	SJKT BUKIT DARAH (cancelled for 2009)*									
6	SJKT SERDANG									
	Venue:									
1	KUALA SELANGOR NATURE PARK									
2	FOREST RESEARCH INSTITUTE M'SIA (FRIM)									
3	BUKIT CAHAYA SERI ALAM									

***YNC for SJKT SAN PENG and SJKT BUKIT DARAH has been cancelled due to HIN1. Scheduled to be held in Jan or Feb 2010**

8.5 BUDGET ANALYSIS

		Approved Budget Details							
		June	July	Aug	Sept	Oct	Nov	Dec	Total
1	Activities Fee	720	720	720	720	720			3,600
2	Meals	3,960	3,960	3,960	3,960	3,960			19,800
3	Accommodation & Hall	4,320	4,320	4,320	4,320	4,320			21,600
	Facilitator's Allowance	1,440	1,440	1,440	1,440	1,440			7,200
4	Material & Souvenirs	720	720	720	720	720			3,600
5	Transport	120	120	120	120	120			600
6	Insurance	432	432	432	432	432			2,160
7	Miscellaneous	288	288	288	288	288			1,440
8	Administration	960	960	960	960	960			4,800
	TOTAL								64,800
		Actual Payments Made Todate						At 30 Sept 09	
		June	July	Aug	Sept	Oct	Nov	Collected	Paid
1	Activities Fee	-						1,357	-
2	Meals	816	3,960	2,185	-			7,466	6,961
3	Accommodation & Hall	710	4,320	2,410	-			8,145	7,440
	Facilitator's Allowance	150	900	420	-			2,715	1,470
4	Material & Souvenirs	119	720	720	-			1,357	1,559
5	Transport	120	120	120	-			226	360

6	Insurance	169	432	432	-			814	1,033
7	Miscellaneous	-	-	-	-			543	-
8	Administration	1,040	1,040	1,040	1,040			1,810	4,160
	TOTAL								
	Status as at 30 September 09							24,435	22,983
	Balance at Hand							1,452	

**TAMIL SCHOOL
PROGRAMME
2009**

**PARENTS ASSURING
STUDENT SUCCESS
(PASS)
TAMIL FOUNDATION**

9.1 PROJECT BRIEF

a. Name of project: **Parents Assuring Student Success (PASS)**

b. Objectives of project

- To stimulate positive actions by parents.
- The objective is to empower parents to help their children enter and continue in school with habits and readiness to learn.
- Effective parent involvement will facilitate improved habits of positive attitudes, hard work, persistence, self-confidence and self-control.

c. Target group

Group	No
Parents	500
Children	500
Total	1000

d. No of participating schools

10 schools (Refer 9.3)

e. Duration of project

June – November 2009
(3 hours per week for 8 weeks)

f. Funding

8.

PROGRAMME	APPROVED	COLLECTED	OUTSTANDING
Young Nature Campers (YNC)	90,180	33,975	56,205

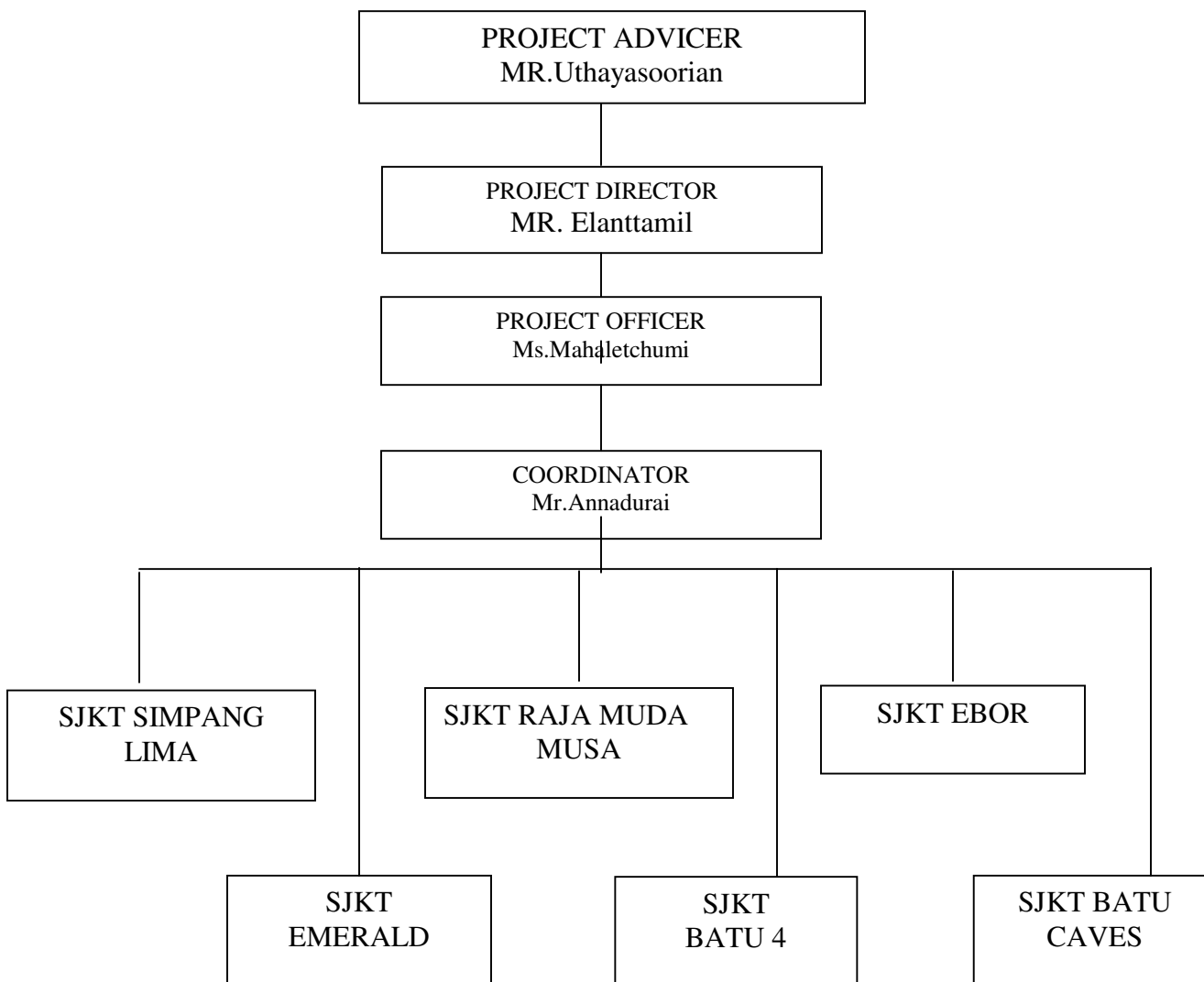
PROGRAMME	COLLECTED	UTILIZED	BALANCE
Young Nature Campers (YNC)	33,975	49,210	-15,235

As at 30.09.2009, RM 33,975 has been collected from Selangor state government. Balance RM 56,205 is yet to be collected from Selangor state government. So far, RM 49,210 has been utilized for the project. (Refer 9.5)

g. Project Brief

The project is to facilitate efforts to close the achievement gaps by effectively linking parents to improve student learning. The goal is to break the triangle nexus between poor academic achievement, socio-economic background characteristics and insufficient parent involvement. The objective is to empower parents to help their children enter and continue in school with habits and readiness to learn. Effective parent involvement will facilitate improved habits of positive attitudes, hard work, persistence, self-confidence and self-control which, together, will reduce academic failures, improve attendance and reduce drop-outs.

9.2 ORGANIZATIONAL STRUCTURE



*** Total Parents Attending : 500**

9.3 SCHOOLS & PARTICIPANTS

No.	Name of Schools	No. of Parents	Contact Person (PIBG)	Contact No
1	SJK(T) Emerald	41	Mr. Murugiah	019-2153757
2	SJK(T) Simpang Lima	58	Mr. Soorian	016-2108760
3	SJK(T) Persiaran Raja Muda Musa	62	Mr. Palani	019-3619235
4	SJK(T) Ladang Batu Ampat	61	Mr. Rajalingam	012-2248891
5	SJK(T) Ladang Ebor	40	Mr. Periasamy	016-3969690
6	SJK(T) Batu Caves	80	Mr. R.Raja	019-3318135
7	SJK(T) Kinrara	20	Mr. Michael Tamilarasan	016-2400681
8	SJK(T) Vivekananda PJ	20	Mr. Ramani	012-3085855
9	SJK(T) Castlefield	25	-	-
10	SJK(T) Coalfield	25	Mr. Krishnan	017-6724757
	Total	432		

9.4 PROGRAMME SCHEDULE

Activities	Jun	Jul	Aug	Sep	Oct	Nov	Dec	Jan	Feb
Preparation of Modules									
Preparation of Materials									
Training programme- Facilitator									
Module 1: Parent Attitude									
Module 2: Home enviroment									
Module 3: Study Skills									
Module 4: Homework&Learning Expediters									
Module 5:Note Taking Skills									
Module 6: Preparing for Test									
Module 7: Memory and Thinking Skills									
Module 8: Teaching and Reading skills									
Graduation									

9.5 BUDGET ANALYSIS

Budget Monitoring for PASS								
Items	Jun	Jul	Aug	Sep	Oct	Nov	Dec	Cost
Administration/Operation								
Staff Cost								
Rental, Utilities&Phone								
Module Preparation								
Module Translation&Venue								
Review& Quality Control								
Trainer's Training								
Capital Expenses								
LCD Projector and Accessories								
Printing-PASS Booklets								
Promotional Materials								
Operating Expenses								
Teacher's Allowance								
Material (Handouts, Teaching Aids)								
Venue								
Door Gifts and Stationery								
Light Refreshment								
Certificates								
Admin Cost								
	Approved Budget							
Administration/Operation								
Staff Cost	1,500	1,500	1,500	1,500				6,000
Rental, Utilities&Phone	1,000	1,000	1,000	1,000				4,000
Module Preparation								
Module Translation&Venue	2,000	2,000	2,000	2,000				8,000
Review& Quality Control	750	750	750	750				3,000
Trainer's Training	1,000	1,000	1,000	1,000				4,000
Capital Expenses								
LCD Projector and Accessories	3,125	3,125	3,125	3,125				12,500
Printing-PASS Booklets								

	4,625	4,625	4,625	4,625				18,500
Promotional Materials	500	500	500	500				2,000
Operating Expenses								
Teacher's Allowance	3,000	3,000	3,000	3,000				12,000
Material (Handouts, Teaching Aids)	1,000	1,000	1,000	1,000				4,000
Venue	500	500	500	500				2,000
Door Gifts and Stationery	625	625	625	625				2,500
Light Refreshment	1,000	1,000	1,000	1,000				4,000
Certificates	250	250	250	250				1,000
Admin Cost								6680

							TOTAL		90,180
							At 30 Sept 09		
Actual Payments Made To date							Collected	Paid	
	June	July	Aug	Sept	Oct	Nov			
Administration/Operation									
Staff Cost		1,500	1,500	1,500			2,323	4,500	
Rental, Utilities&Phone		1,000	1,000	1,000			1,504	3,000	
Module Preparation									
Module Translation&Venue		3,623	3,120				3,008	6,743	
Review& Quality Control							1,128		
Trainer's Training Allowance		1,000	1,000	1,000			1,504	3,000	
Capital Expenses									
LCD Projector and Accessories		9,995					4,700	9,995	
Printing-PASS Booklets				11,750			6,956	11,750	
Promotional Materials							752		
Operating Expenses									
Teacher's Allowance (Transportation)							4,512		
Material (Handouts, Teaching Aids)			3,600				1,504	3,600	
Venue							752		
Door Gifts and Stationery				543			940	543	
Light Refreshment				1,627			1,504	1,627	

Certificates							376	
Admin Cost	1,113	1,113	1,113	1,113			2,512	4,452
Status as at 30 Sept 09							33975	49,210
Balance at Hand							-15235	

**TAMIL SCHOOL
PROGRAMME
2009**

**TOTAL IMMERSION CAMP
(TIC)
TAMIL FOUNDATION**

f) Funding

PROGRAMME	APPROVED	COLLECTED	OUTSTANDING
Total Immersion Camp (TIC)	270,000	101,590	168,410

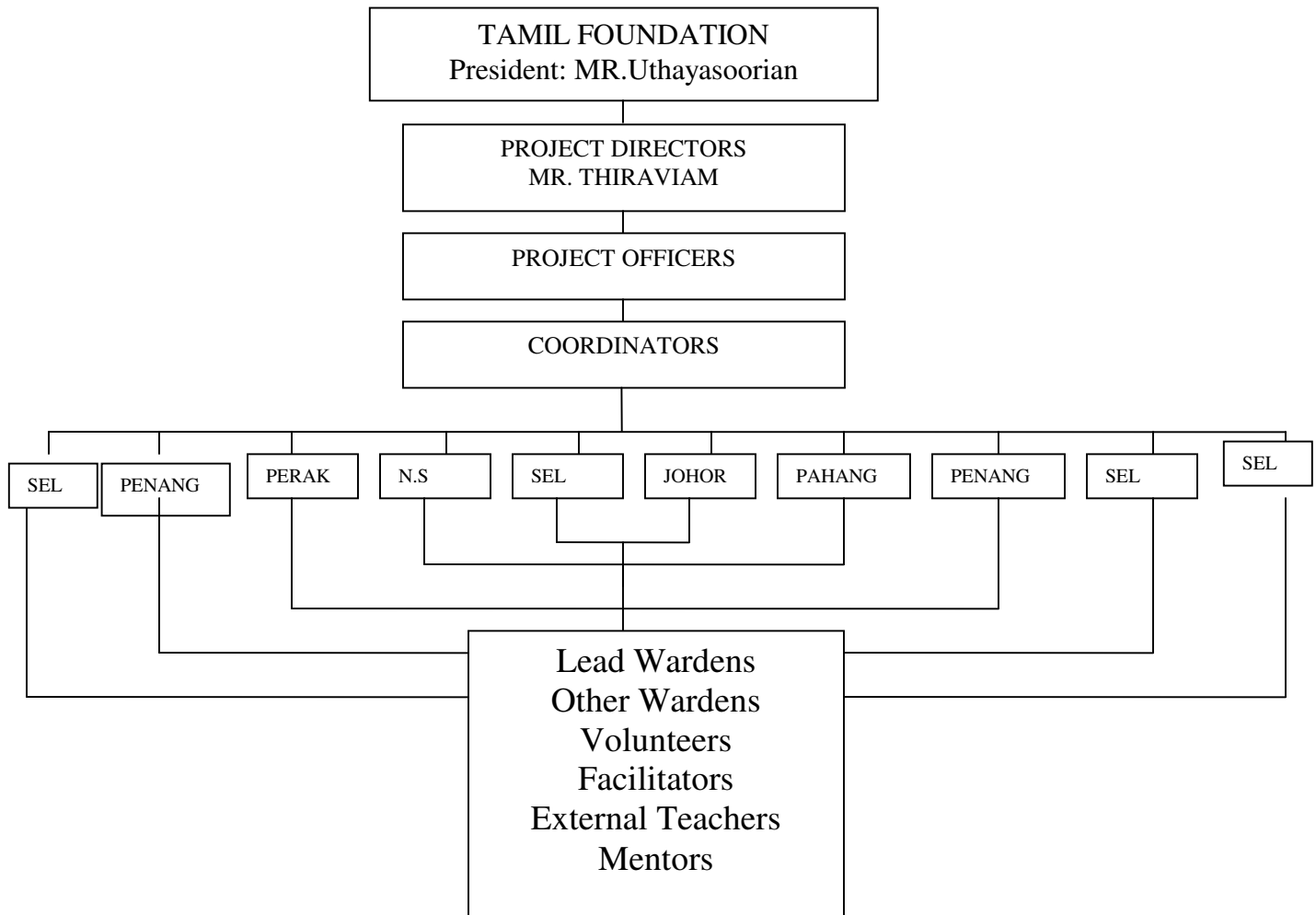
PROGRAMME	COLLECTED	UTILIZED	BALANCE
Total Immersion Camp (TIC)	101,590	32,905	68,685

As at 30.09.2009, RM 101,590 has been collected from Selangor state government. Balance RM 168,410 is yet to be collected from Selangor state government. So far, RM 32,905 has been utilized for the project. (Refer 10.5)

g) Project Brief

This 21-day programme incorporates various fun filled activities in a structured manner to help boost the students' confidence in the English language. Carried out in 3 levels, the TIC will focus on speaking, reading, writing and listening skills.

10.2. ORGANIZATIONAL STRUCTURE



10.3 SCHOOLS & PARTICIPANTS

No.	Name of Schools	No of Parents
1	SJK (T) LADANG EMERALD	100
2	SJK (T) SIMPANG LIMA	100
3	SJK (T) PERSIARAN RAJA MUDA MUSA	100
4	SJK (T) LADANG BATU AMPAT	100
5	SJK (T) LADANG EBOR	100
	TOTAL	500

10.4 PROGRAMME SCHEDULE

Activities	Jun	Jul	Aug	Sep	Oct	Nov	Dec	Jan	Feb
1 Forming Working Group Committee									
2 <i>Proposal & budget preparing</i>									
3 <i>Selecting the Coordinators</i>									
4 <i>Meeting with the coordinators</i>									
5 <i>Review & development of the working manual</i>									
6 <i>Review & development of the Teaching material</i>									
7 <i>Review & development of the students materials</i>									
8 <i>Sending letters and brochures to all the schools</i>									
9 <i>Publicity in News Paper</i>									
10 <i>Training for Teachers</i>									
11 <i>Training for Coordinators, Wardens & Volunteers</i>									
12 <i>Meeting at each state by the coordinator with</i>									
13 <i>Their committees (Teachers, Wardens Volunteers)</i>									
14 <i>Registration - 2pm</i>									
15 <i>21 days program</i>									
16 <i>TIC 2009 - Closing - 4pm</i>									
17 <i>Postmortem Of TIC 2009</i>									
18 <i>Reports and Accounts submitting to TF</i>									

10.5 BUDGET ANALYSIS

Budget Analysis (TIC)

	Items	Jun	Jul	Aug	Sep	Oct	Nov	Dec	Cost
1	administration & secretariat								
2	Ex. Director								
3	Project officer TF								
4	Project officer full time								
5	Operational Cost								
6	Stamp charges								
7	Electrical Charges								
8	Telephone Charges								
9	Transport-Staff								
10	Warden(50Warden-500 Std)								
11	Coordinator								
12	Consultants								
13	Facilitators' Allowance								
14	Training Sessions								
15	Module Revision								
16	Travel								
17	Transportation								
18	Entrance Fees								
19	Accommodation								
20	School								
21	Food								
22	Students								
23	Warden/Volunteers/Teachers								
24	Publication								
25	Printing & Ad								
26	Lesson Modules								
27	Other Expenses								
28	T-Shirts								
29	Insurances								
30	Medical&Laundry								
31	Stationery&Photocopy								
32	Miscellaneous								
33	Admin Cost								

	TOTAL								
		Approved Budget							
	Personnel								
1	Administration & Secretariat								
2	Ex. Director		3000	3000	3000	3000	3000	3,000	18000
3	Project officer TF		2,200	2,200	2,200	2,200	2,200	2,200	13200
4	Project officer full time			1500	1500	1500	1500	1500	7500
5	Operational Cost								0
6	Stamp charges	1950	1,950						1950
7	Electrical Charges	143	143	143	143	143	143	142	857
8	Telephone Charges	286	286	286	286	286	285	285	1714
9	Transport-Staff	1358	1,357	1,357	1,357	1,357	1,357	1,357	8142
10	Warden(50Warden-500 Std)							31500	31500
11	Coordinator							13,000	13000
12	Consultants								0
13	Facilitators' Allowance							45,000	45000
14	Training Sessions						10,000		10000
15	Module Revision			5,000	5,000				10000
16	Travel								0
17	Transportation						6,500	6,500	13000
18	Entrance Fees						1,500	1,500	3000
19	Accommodation								0
20	School						12,500	12,500	25000
21	Food								0
22	Students						78,750	78,750	157500
23	Warden/Volunteers/Teachers						7,875	7,875	15750
24	Publication								0
25	Printing & Ad	800	800	800	800	800			3200
26	Lesson Modules						8,750	8,750	17500
27	Other Expenses								0
28	T-Shirts						3,378	3,378	6756
29	Insurances						1,250	1,250	2500
30	Medical&Laundry						4,000	4,000	8000
31	Stationery&Photocopy						5,000	5,000	10000
32	Miscellaneous						3,750	3,750	7500
33	Admin Cost	2,858	2,857	2,857	2,857	2,857	2,857	2,857	17142

	Total Expenses								447,711
	Parents Contribution								65,000
	Selangor State Government Fund								270,000
	Funds to be Raised by Tamil Foundation								112,711
	TOTAL								447,711

		Actual Payments Made To date						At 30 Sept 09	
		June	July	Aug	Sept	Oct	Nov	Collected	Paid
	Personnel								
1	Administration & secretariat							4084	
2	Ex. Director		3,000	3,000	3,000			2995	9,000
3	Project officer TF		1,733	1,733	1,733			1702	5,199
4	Project officer full time		1,137	1,137	1,137			0	3,411
5	Operational Cost							442	-
6	Stamp charges		608		97			194	705
7	Electrical Charges							389	-
8	Telephone Charges							1847	-
9	Transport-Staff							7148	-
10	Warden(50Warden-500 Std)							2950	-
11	Coordinator							0	-
12	Consultants							10211	-
13	Facilitators' Allowance							2269	-
14	Training Sessions							2269	-
15	Module Revision							0	-
16	Travel							2950	-
17	Transportation		440		129			681	569
18	Entrance Fees							0	-
19	Accommodation							5673	-
20	School							0	-
21	Food							35738	-
22	Students							3574	-
23	Warden/Volunteers/Teachers							0	-
24	Publication							726	-
25	Printing & Ad		200		2250			3971	2,450

26	Lesson Modules			3000				0	3,000	
27	Other Expenses							1533	-	
28	T-Shirts							567	-	
29	Insurances							1815	-	
30	Medical&Laundry							2269	-	
31	Stationery&Photocopy							1702	-	
32	Miscellaneous							3890	-	
33	Admin Cost		2857	2857	2857			0	8,571	
	TOTAL									
	Status as at 30 September 09								101,590	32,905
	Balance at Hand								68,685	